Officially Released to the LBNL Document Control Center
Released: March 27th, 1995 DCC Auth Key: JEM0VVPVTS
Downloaded by: James H Thomas at August 12, 2014 12:53:01

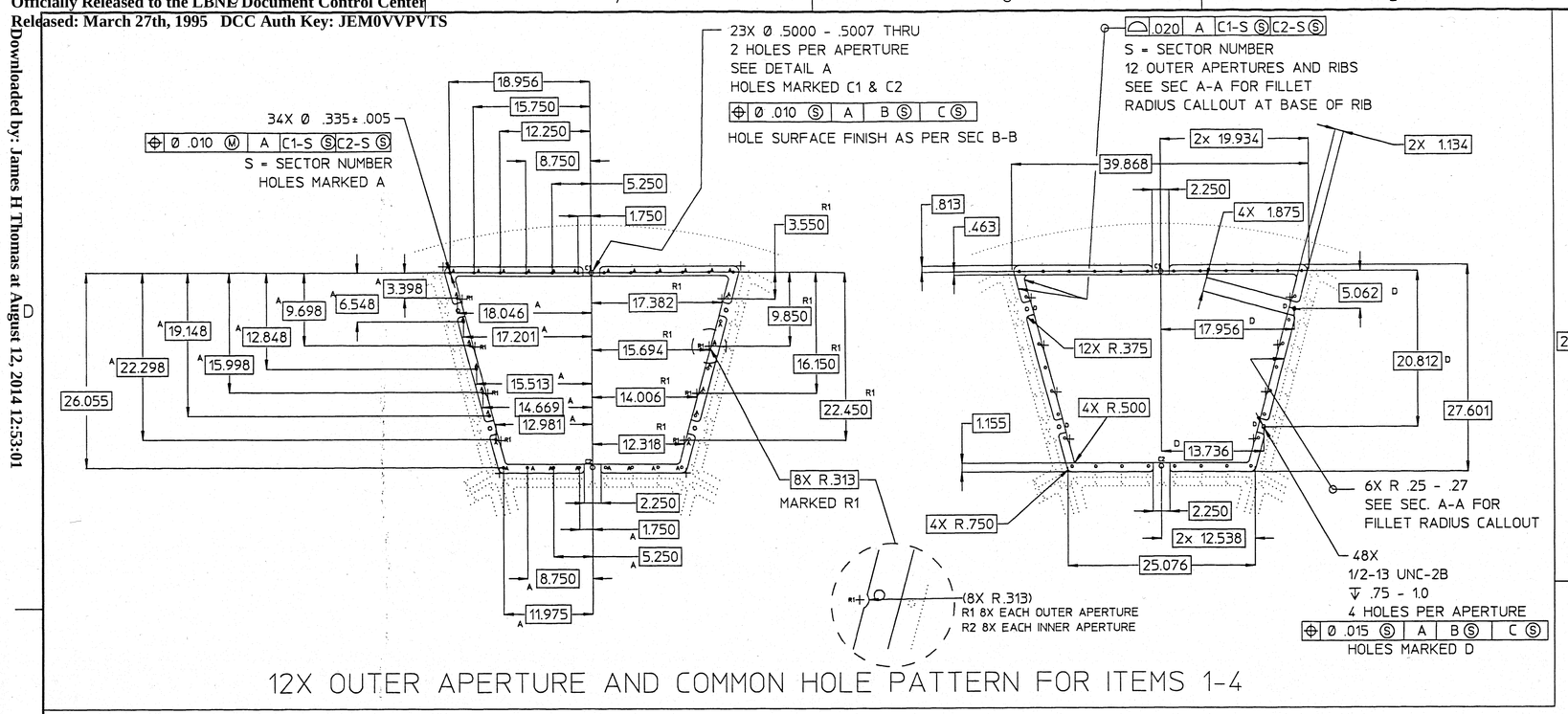

12X OUTER APERTURE AND COMMON HOLE PATTERN FOR ITEMS 1-4

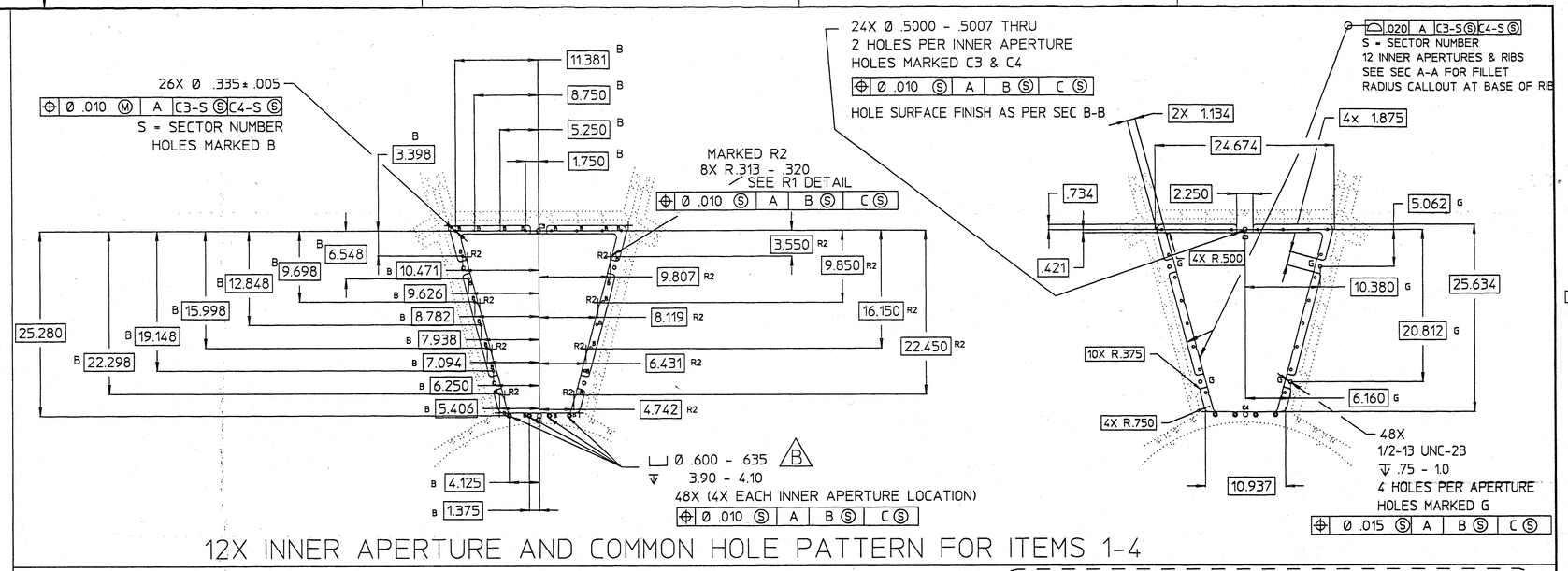

12X INNER APERTURE AND COMMON HOLE PATTERN FOR ITEMS 1-4

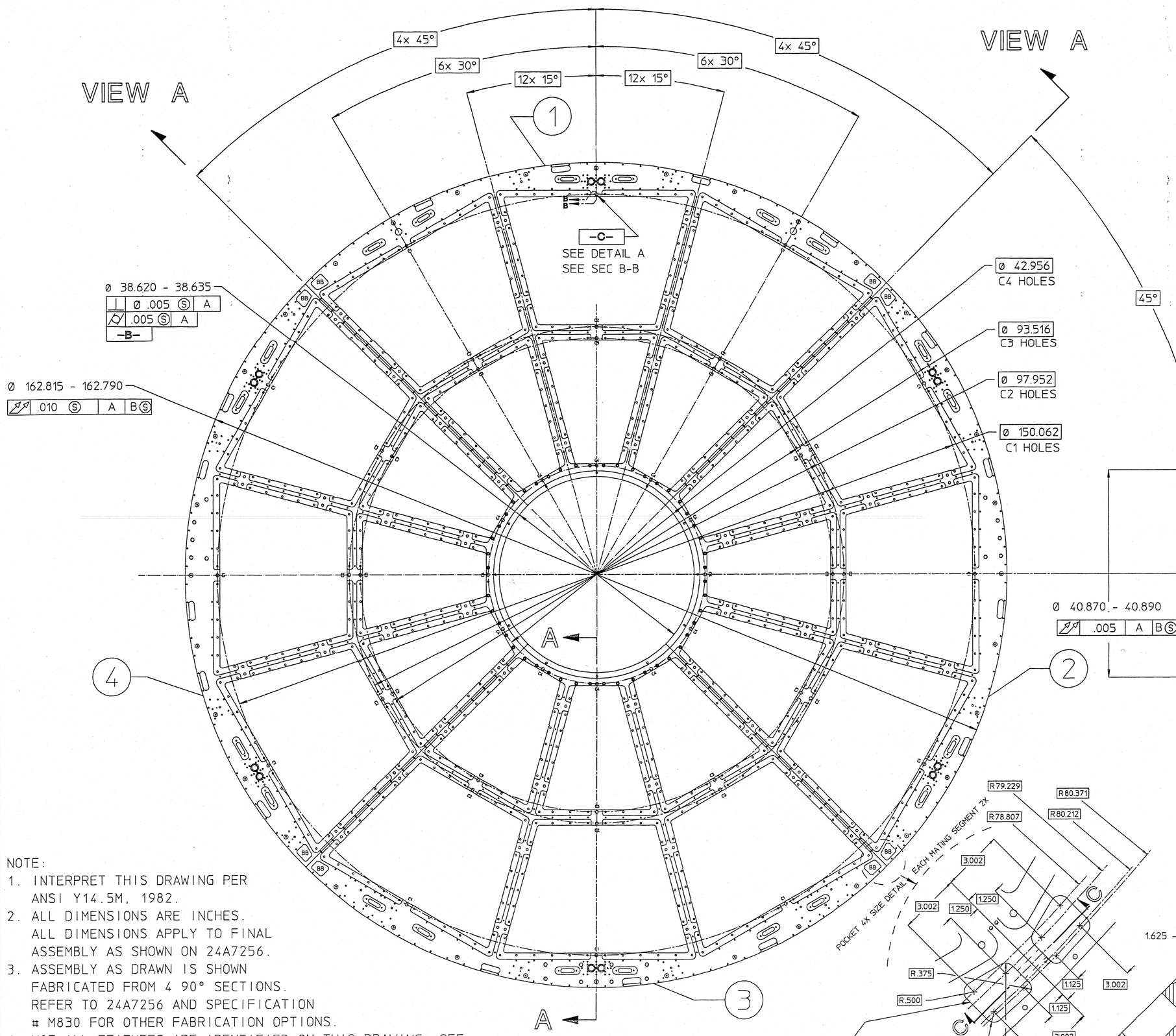

FRONT VIEW AS SHOWN ON 24A7256

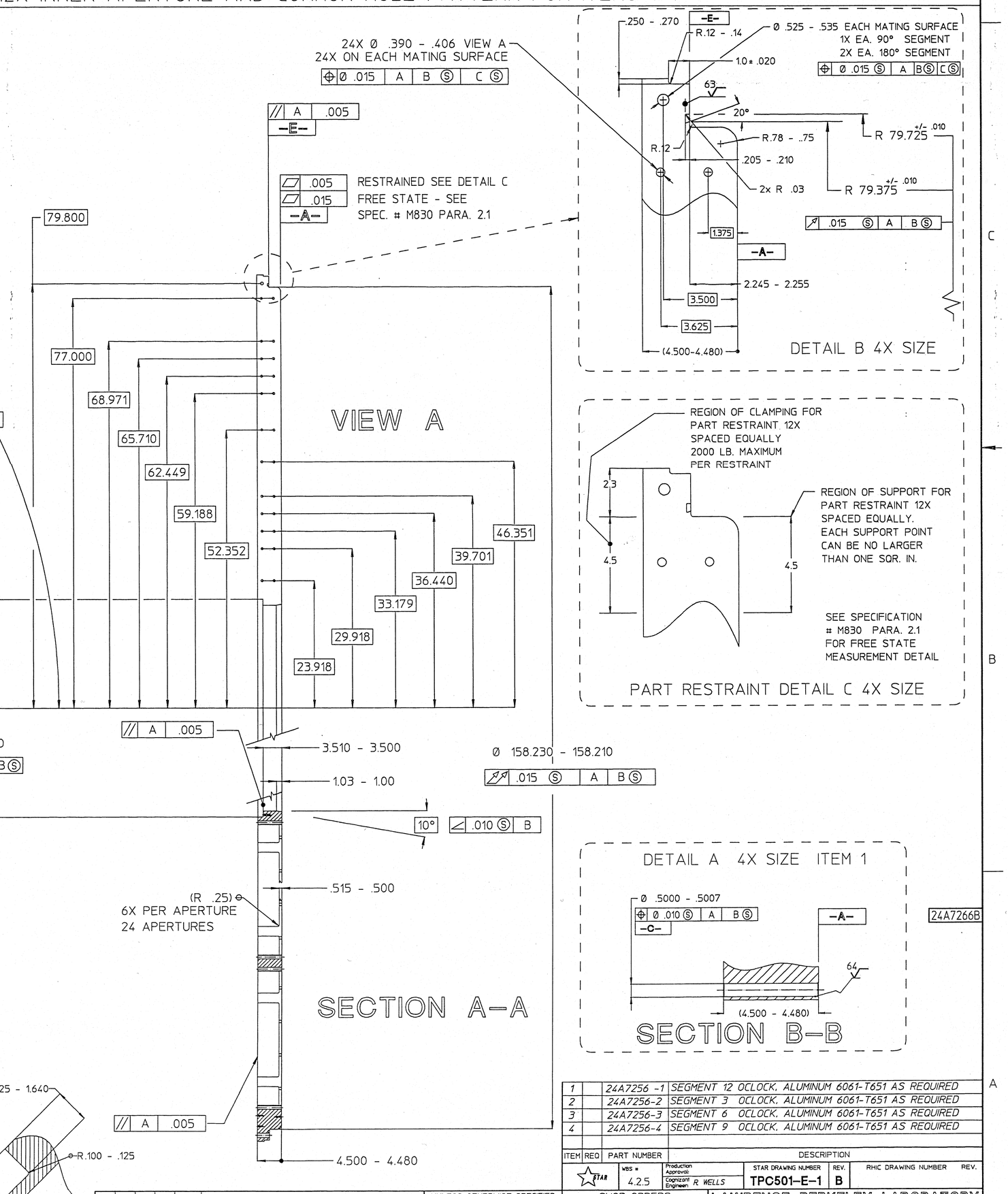

NOTE:
1. INTERPRET THIS DRAWING PER ANSI Y14.5M, 1982.
2. ALL DIMENSIONS ARE INCHES. ALL DIMENSIONS APPLY TO FINAL ASSEMBLY AS SHOWN ON 24A7256.
3. ASSEMBLY AS DRAWN IS SHOWN FABRICATED FROM 4 90° SECTIONS. REFER TO 24A7256 AND SPECIFICATION # M830 FOR OTHER FABRICATION OPTIONS.
4. NOT ALL FEATURES ARE IDENTIFIED ON THIS DRAWING. SEE NOMENCLATURE DRAWING 24A7306 WHICH SHOWS FEATURES AT NOMINAL SIZE WITHOUT DIMENSIONS FOR FEATURE IDENTIFICATION AND PATTERN LOCATION.
5. FOR CLARITY, NOT ALL HIDDEN LINES ARE SHOWN. SEGMENT ADJOINING RIB ATTACHMENT BOLTS ARE NOT SHOWN.

ITEM	REQ	PART NUMBER	DESCRIPTION
1		24A7256 -1	SEGMENT 12 OCLOCK, ALUMINUM 6061-T651 AS REQUIRED
2		24A7256-2	SEGMENT 3 OCLOCK, ALUMINUM 6061-T651 AS REQUIRED
3		24A7256-3	SEGMENT 6 OCLOCK, ALUMINUM 6061-T651 AS REQUIRED
4		24A7256-4	SEGMENT 9 OCLOCK, ALUMINUM 6061-T651 AS REQUIRED

REV.	DWN.	CHK.	ZONE	DATE	CHANGES
B	GK	GK		7/11/95	CBORE Ø TOL Ø LOC D-3 WAS .625-.635
					DELETED CHAM. DIA. RANGE CALLOUTS-USE DEFAULT EDGE BREAK TOL
A	GK	GK		3/27/95	RELEASED FOR FABRICATION

UNLESS OTHERWISE SPECIFIED
ALL DIMENSIONS ARE INCHES
TOLERANCES: .X = ±.06, .XX = ±.020, .XXX = ±.005; ANGLES ±5°; FINISH 125
SAWED, FLAMECUT, SHEARED OR STOCK FINISH
ALL SCREW THREADS PER ANSI Y14.6
BREAK EDGES .020/.050 MAX ON MACHINE WORK
REFERENCE - ANSI Y14.5 & B46.1

SHOP ORDERS
ACCT. NO.: SER. NO.:
DATE ISSD.: DATE REQ'D.: NO. REQ'D.:
DELIVER TO: ---
SURFACE TREATMENT: ---
IDENTIFICATION METHOD: ---
DRWN BY: WEIDENBACH/KOEHLER GK DATE 3/27/95
CHECK BY: WELLS PW DATE 7/27/95

STAR WBS # 4.2.5 | Production Approval: Cognizant Engineer: R WELLS | STAR DRAWING NUMBER TPC501-E-1 | REV. B | RHIC DRAWING NUMBER | REV.

LAWRENCE BERKELEY LABORATORY
UNIVERSITY OF CALIFORNIA - BERKELEY
RHIC - STAR - TPC
WHEEL
COMMON HOLE DETAILS - SHEET 2

PATENT CLEAR | DRAWING TYPE DETAIL | SHOWN ON 24A7256 | SCALE: -10 | DO NOT SCALE PRINTS
MICROFILMED M 8/95 | DESIGN ACCOUNT 8052-25 | CATEGORY CODE SR-02-05 | LBL DRAWING NUMBER 24A7266 | REV. B

24A7266B