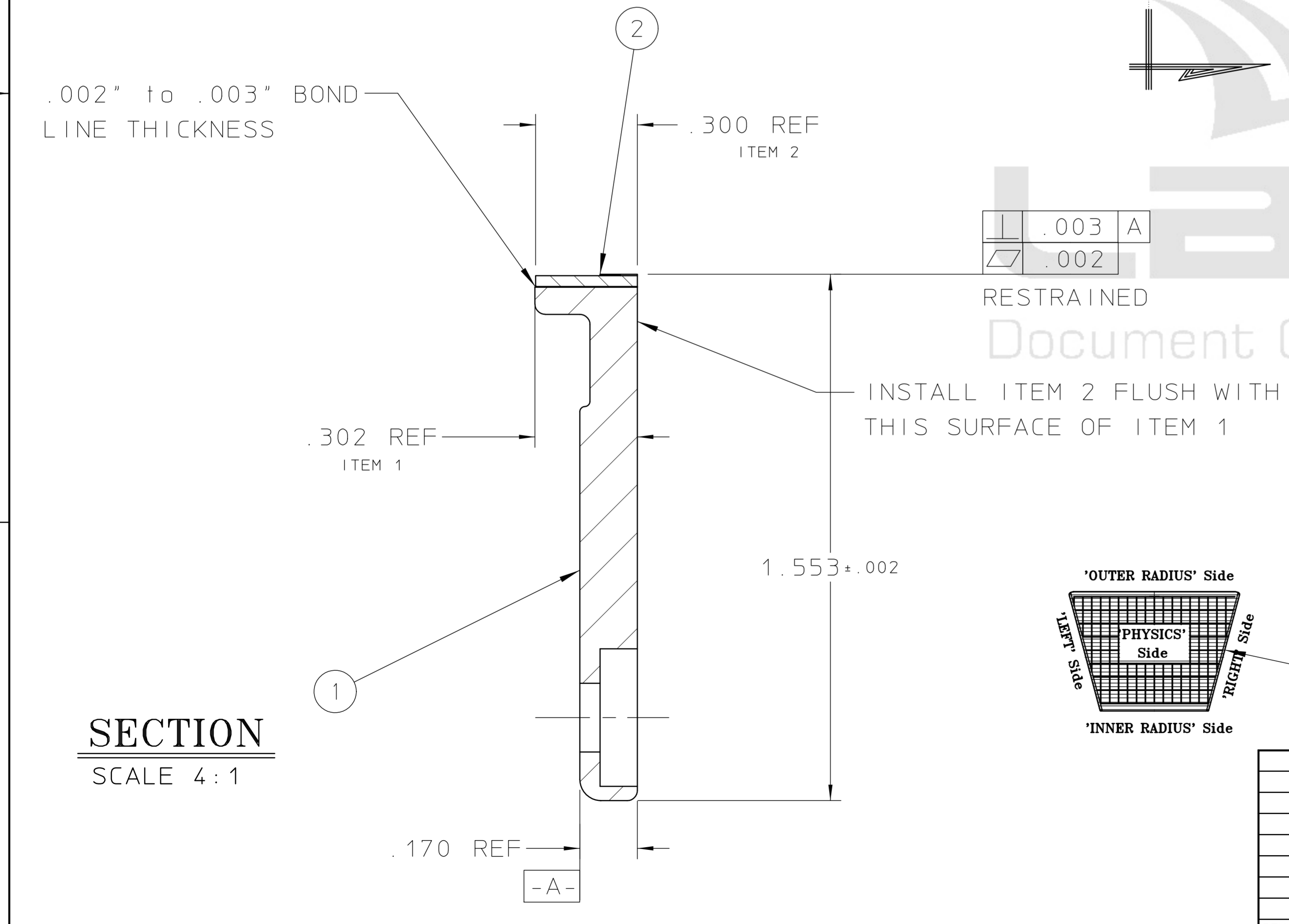
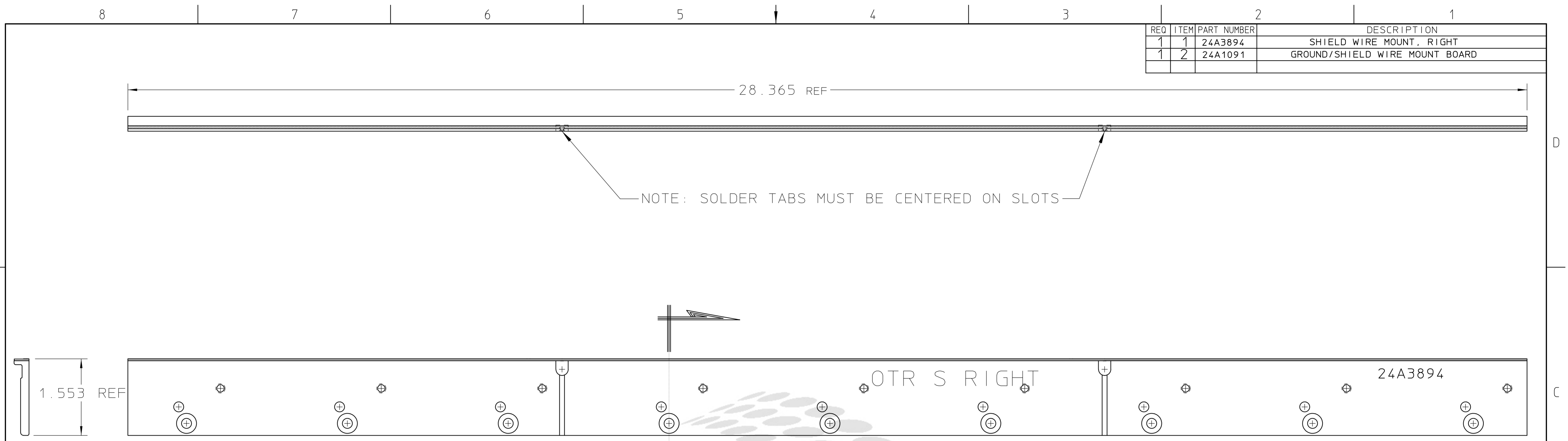


REQ	ITEM	PART NUMBER	DESCRIPTION
1	1	24A3894	SHIELD WIRE MOUNT, RIGHT
1	2	24A1091	GROUND/SHIELD WIRE MOUNT BOARD

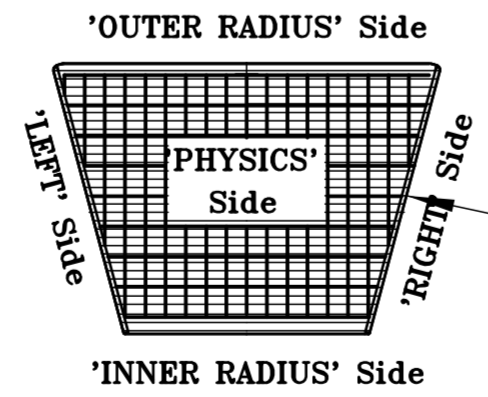


□	.003	A
▱	.002	

RESTRAINED

Document Control Center

- NOTES
- CLEAN MATING SURFACES WITH ALCOHOL.
 - BOND ITEM 1 AND ITEM 2 TOGETHER WITH AN ADHESIVE MIXTURE OF 60% by weight "EPON 826" EPOXY RESIN TO 40% by weight "HENKEL VERSAMID 140". CURE AT 68° ± 5° F FOR 24 HRS.



SECTION
SCALE 4:1

REV	DWG	CHK	ZONE	DATE	CHANGES	TOLERANCES	UNLESS OTHERWISE SPECIFIED	SHOP ORDERS	LAWRENCE BERKELEY LABORATORY
						.X ± .1	FRAC. ± 1/64	ACCT. NO.	SERIAL NO.
						.XX ± .02	ANGLES ± 1°	DATE ISSD	DATE RECD.
						.XXX ± .005	FINISH 125/7	DELIVER TO	
						THREADS ARE CLASS 2		SURFACE TREATMENT	
						CHAMFER ENDS OF ALL SCREW THREADS 30°		DEGREASE	
						CUT 1.5 PITCH THRO RELIEF WITH ROUND NOSE TOOL ON MACHINE CUT THREADS.		SEE NOTES	
						BREAK EDGES .016 MAX. ON MACHINED WORK		PATENT CLEAR	
						REMOVE BURRS WELD SPLATTER & LOOSE SCALE		DETAIL	
						REFERENCES: ANSI Y14.5 & B46.1.		00X000	
						DWG. BY: J. BOEHM	DATE: 94-04-26	MICROFILMED	DESIGN ACCT. NO.
						CHK. BY: J. BERCOVITZ	DATE: 94-04-26	8052-24	CATEGORY CODE
								SR-02-04	24A4494