Officially Released to the LBNL Document Control Center
Released: September 29th, 1993 DCC Auth Key: VCTRKCO7D8
Downloaded by: James H Thomas at August 12, 2014 12:52:49

REQD	ITEM	PART NO.	DESCRIPTION
			SEE NOTES

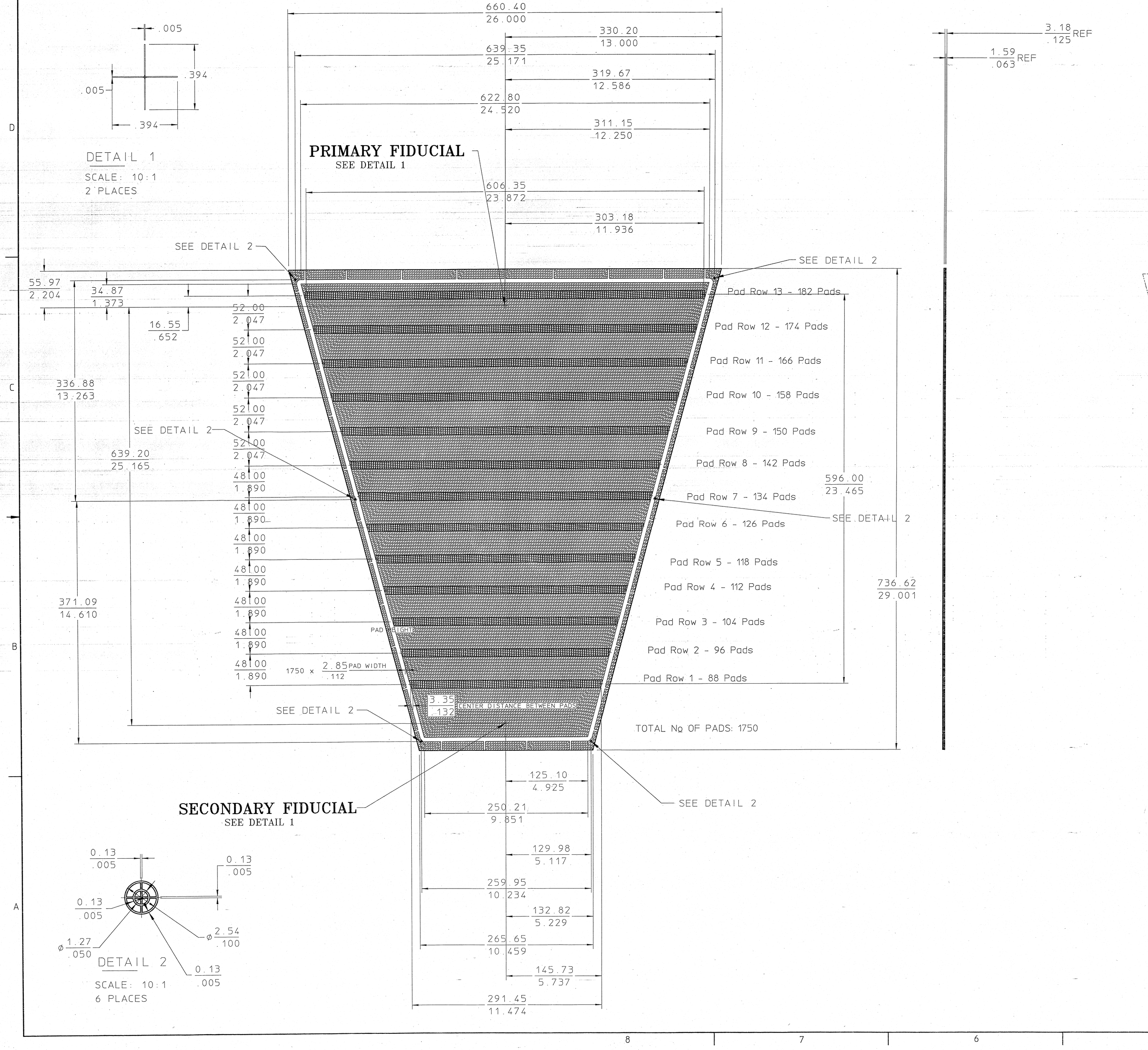

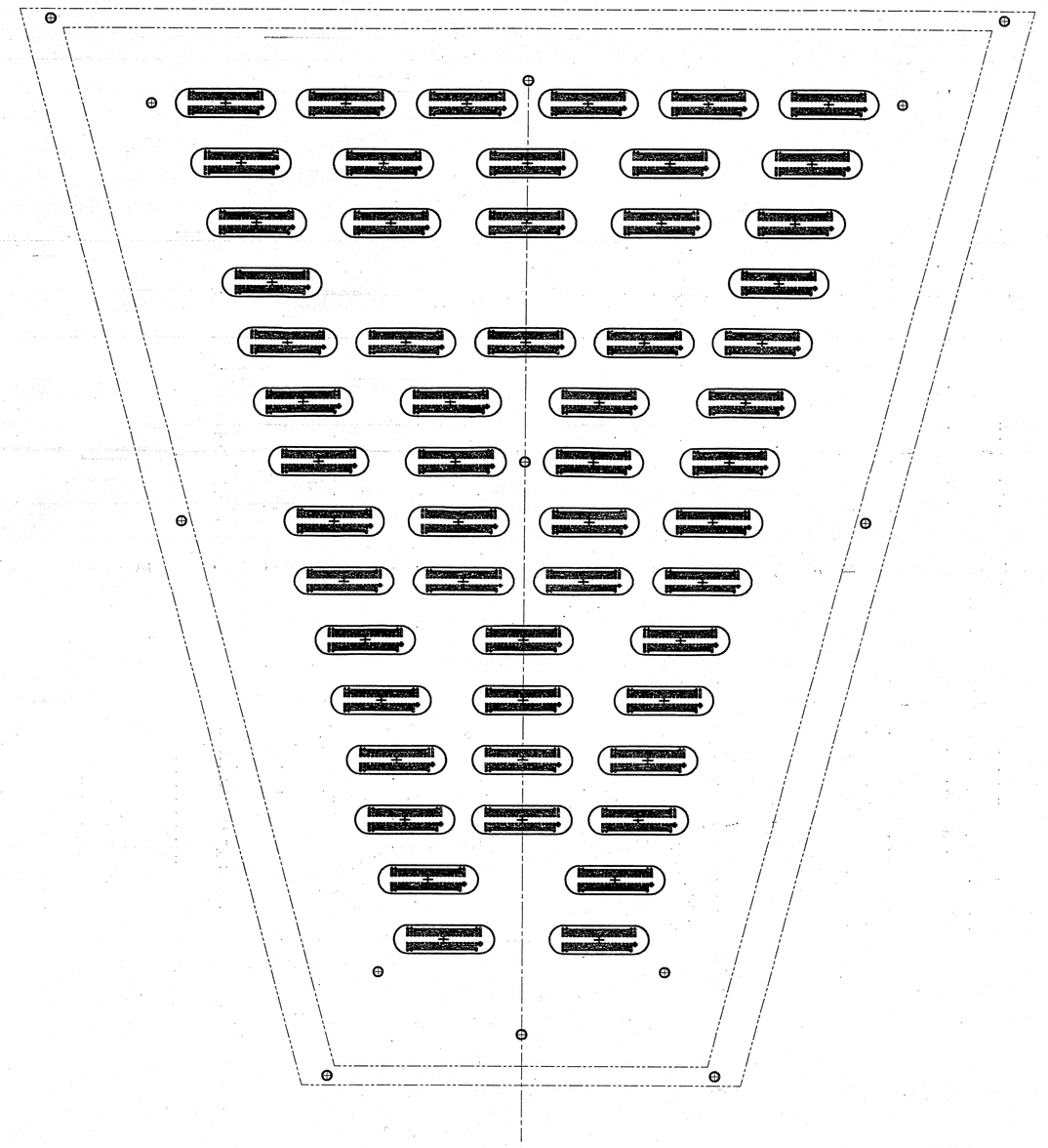

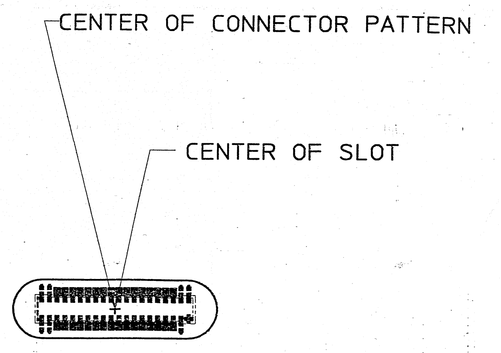

Illustration 1

Scale: 1:1
55 Places

24A3745

NOTES:

1. ALL DIMENSIONS ARE FOR REFERENCE ONLY.
   THIS DRAWING REPRESENTS THE MECHANICAL PARAMETERS FOR THIS PART.
   THE PART IS MADE FROM DWG # 24A1041, INNER SECTOR PAD PLANE BOARD,
   WHICH IS A CIRCUIT BOARD MANUFACTURING PACKAGE.
2. FOR A SEPARATE DRAWING OF THE INSULATOR BOARD SEE DWG # 24A3736
3. DIMENSIONS ARE IN mm/in
4. REF: AREAS THAT ARE CROSS-HATCHED DESIGNATE WHERE THE
   COPPER CLADDING REMAINS.
   AREAS THAT ARE NOT CROSS-HATCHED ARE TO BE ETCHED DOWN
   TO THE NEMA G-10 SUBSTRATE

REV	DWG	CHK	ZONE	DATE	CHANGES

UNLESS OTHERWISE SPECIFIED
TOLERANCES: .XXmm = ±.10mm; .XXXin = ±.004in; ANGLES ± 1°; FINISH 125
THREADS ARE CLASS 2
CHAMFER ENDS OF ALL SCREW THREADS 30°, DIE 1.5 PITCH THRU RELIEF WITH ROUND NOSE TOOL ON MACHINE CUT THREADS
BREAK EDGES 4/.016 MAX. ON MACHINED WORK
REMOVE BURRS WELD SPLATTER & LOOSE SCALE
REFERENCES: ANSI Y14.5 & B46.1.

SHOP ORDERS
ACCT. NO. | SERIAL NO.
DATE 1550 | DATE REQD. | NO. REQD.
DELIVER TO
SURFACE TREATMENT: DEGREASE
IDENT. MTH: TAG
DWG. BY: J. BOEHM | DATE: 93-09-29
CHK. BY: J. BERCOVITZ | DATE: 93-09-29

LAWRENCE BERKELEY LABORATORY
UNIVERSITY OF CALIFORNIA-BERKELEY
RHIC-STAR-TPC
INNER SECTOR ASSEMBLY
PAD-PLANE ASSEMBLY

PATENT	DRAWN	DWG. TYPE	SHOWN ON	SCALE	DO NOT SCALE DRAWING
	MCT	ASSEMBLY	24AXXXX	FULL	

MICROFILMED	DESIGN ACCT. NO.	CATEGORY CODE	DWG. NO.	SIZE	REV.
M	8052-24	SR-02-04	24A3745		

940509