REQ	ITEM	PART NUMBER	DESCRIPTION

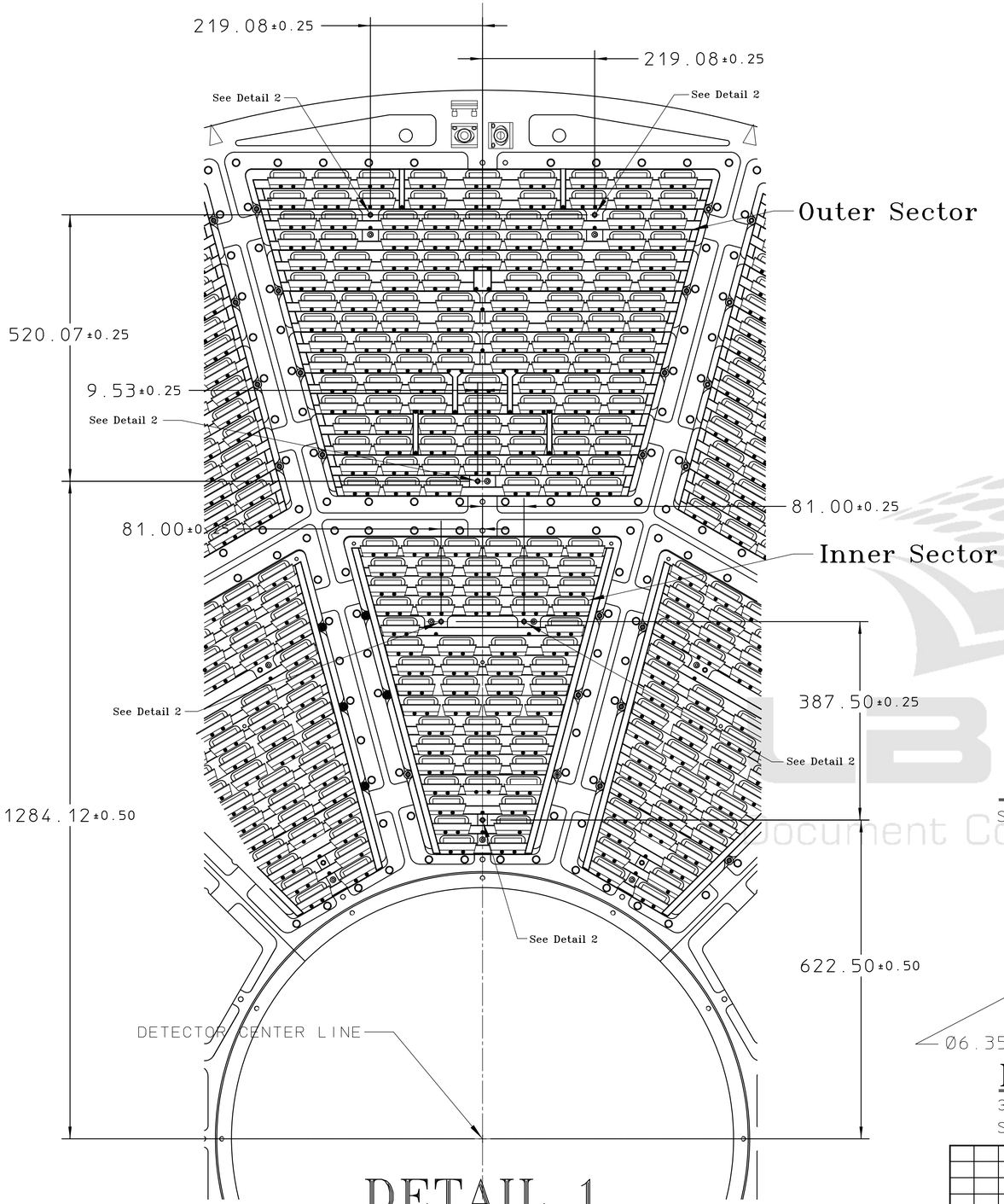

DETAIL 1

12 PLACES PER WHEEL
SCALE: 1:5

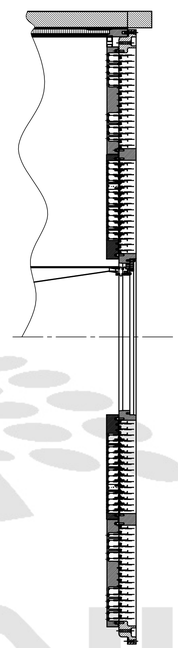

SECTION A—A

SEE NOTE 3 SCALE: 1:20

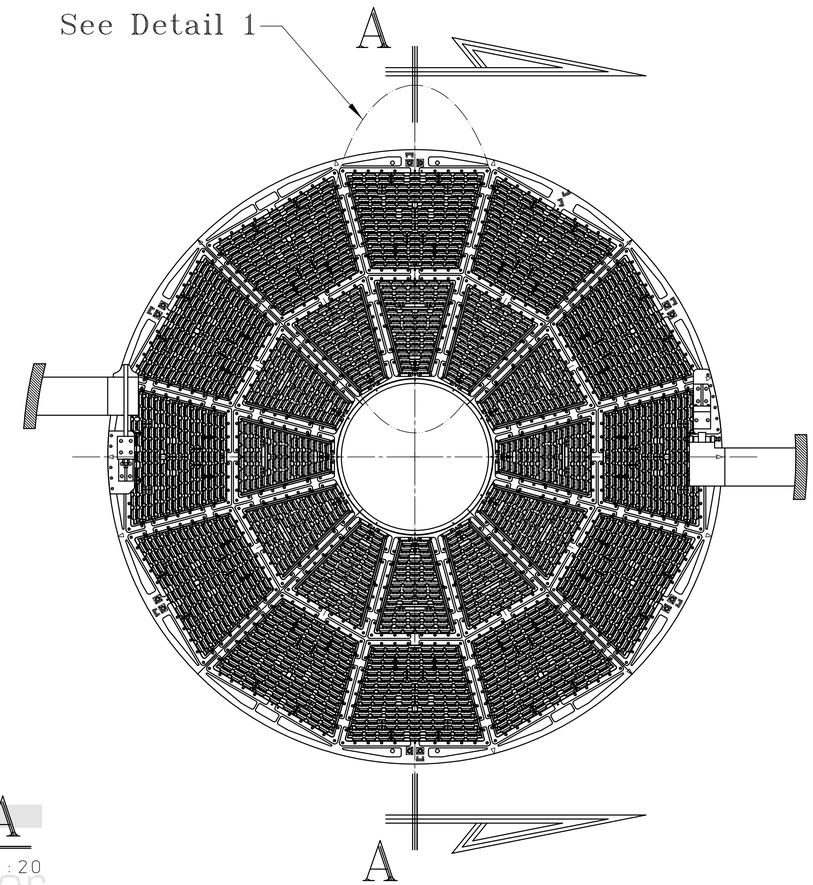

24A0564A

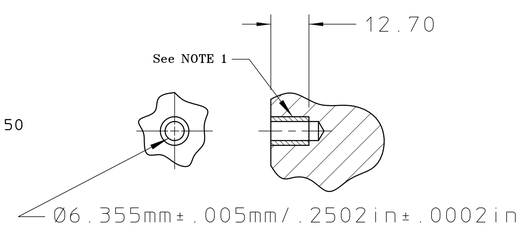

DETAIL 2

3 PLACES PER SECTOR
SCALE: 1:1

NOTES

1. ALL DIMENSIONS ARE IN mm
2. PART INDICATED IS A SLEEVE (CRS TYPE 304N), PRESSED INTO THE ALUMINUM SECTOR STRONGBACK, SUITABLE FOR TOOLING BALL OR OTHER TARGETS WITH Ø6.35mm/.250in SHANKS.
3. WHEEL SHOWN IS 'WEST-END' WHEEL. IN THE VIEW, READOUT BOARDS AND OTHER ELECTRONIC COMPONENTS, CABLES AND COOLING LINES ARE DELETED FOR CLARITY.

REV	DWG	CHK	DATE	CHANGES
A	JB		930428	INITIAL RELEASE

UNLESS OTHERWISE SPECIFIED
TOLERANCES: .X FRAC. / .XX ANGLES / .XXX FINISH
THREADS ARE CLASS 2
CHAMFER ENDS OF ALL SCREW THREADS 30°.
CUT 1.5 PITCH THRD RELIEF WITH ROUND NOSE TOOL ON MACHINE CUT THREADS.
BREAK EDGES .016 MAX. ON MACHINED WORK.
REMOVE BURRS WELD SPLATTER & LOOSE SCALE
REFERENCES: ANSI Y14.5 & B46.1.

SHOP ORDERS
ACCT. NO. / SERIAL NO. / DATE ISSD / DATE REQD. / NO. REQD. / DELIVER TO / SURFACE TREATMENT / IDENT. METH.
DWG. BY J. BOEHM DATE 93-04-16
CHK. BY J. BERCOVITZ DATE 93-04-16

LAWRENCE BERKELEY LABORATORY
UNIVERSITY OF CALIFORNIA-BERKELEY
RHIC-STAR-TPC
TPC END WHEEL
SECTOR SURVEY TARGETS LOCATION

PATENT CLEAR	DWG. TYPE	SHOWN ON	SCALE 1:20	DO NOT SCALE PRINTS
	DIAGRAM	00X0000		
MICROFILMED	DESIGN ACCT. NO.	CATEGORY CODE	DWG. NO.	SIZE / REV.
	8250-24	SR-02-04	24A0564	A

AUTO GENERATED PDF – Dec 13 2005 23:12:34 PST

Officially Released to the LBNL Document Control Center
Released: DCC Auth Key: B430N79ED3
Downloaded by: James H Thomas at August 12, 2014 12:52:43